

UPIQP BANK.COM

ALL INDIA COUNCIL FOR TECHNICAL EDUCATION

7th Floor, Chandralok Building, Janpath New Delhi - 110 001

PHYSICAL CHEMISTRY

1. Composition & physical states of matter

Intermolecular forces & their impact on state of the matter. Various physical properties of matter, dipole moment, dielectric constant, Van Der waal's equation & critical phenomenon, liquefaction of gases, aerosols.

2. Colligative Properties

The liquid state, vapor pressure, ideal & real solutions. Raoult's law, elevation of boiling point, depression of freezing point, osmotic pressure, determination of molecular weight based on colligative properties.

3. Thermodynamics

First, second & third law of thermodynamics. Thermochemical laws, isothermic & adiabatic processes, reversible processes, work of expansion, heat content, enthalpy, heat capacity. Gibb's & Helmholtz equation & chemical potential.

4. Chemical Equilibria.

5. Phase rule

One, two, & three component systems along with their applications. Solid- solid, solid - liquid, & liquid-liquid systems. Distillation of binary systems, azeotropic mixtures, steam, vacuum, & fractional distillation.

6. Refractive index

Refractive index, specific refractivity, molar refractivity, refractometers.

7. Solutions

Solubility, factors affecting solubility, solubility curves. Types of solutions, effect of co-solvancy, pH & other factors on solubility. Solubility of gases in liquids, liquids in liquids, & solids in liquids, critical solution temperature, law of partitioning & its applications. Solute solvent interactions. Expression of concentration of pharmaceutical solutions & calculations. Molarity, molality, mole fraction & percentage expressions.

8. Electrochemistry

Properties of electrolyte solutions, electrolysis. Faraday's law of electrolysis, electron transport, electrical cell, single electrode potential, concentration cells, half-cells & half cell potential, types of half cells, sign convention, Nerst equation, salt bridge, electromotive series, standard potential, SHE. Measuring the relative voltage of half cells, Calculation of standard potential. Reference & indicator electrodes. Standard oxidation-reduction potential.

9. Ionic equilibrium

Theory of conductivity, equivalent conductance, mobility of ions, specific conductance.

10. Kinetics

Order of reactions, derivation & internal form of rate laws, molarities of reaction, derivation of rate constants.

The logo for UPI International is a circular emblem. It features a blue outer ring with the text 'UPI International' in white. Inside the ring is a white shield containing an orange book icon with the letters 'UPI' in orange on its pages.

UPIQP BANK.COM

PHYSICAL PHARMACY

1. Matter, properties of matter

States of matter, change in the state of matter, latent heat and vapor pressure, sublimation-critical point, eutectic mixtures, gases, aerosols- inhalers, relative humidity, liquid complexes, liquid crystals, glasses state, solid crystalline and amorphous polymorphism.

2. Micromeritics and powder rheology

Particle size and distribution, average particle size number and weight distribution, particle number, method of determining particle size and volume, optical microscopy, sieving, sedimentation, determining surface areas, permeability, adsorption, derived properties of powders, porosity, packing arrangement densities, bulkiness and flow properties.

3. Surface and interfacial phenomenon

Liquid interface, surface and interfacial tensions, surface free energy, measurement of surface and interfacial tension, spreading coefficient, adsorption and liquid interfaces, surface active agents, HLB classification, solubilization, detergency, absorption at solid interfaces, solid gas and solid liquid interfaces, complex films, electrical properties of interfaces.

4. Viscosity and rheology

Newtonian systems, law of flow, kinematics viscosity, effect of temperature, non Newtonian systems, pseudoplastics, dilatant, plastic, thixotropy in formulations, determination of viscosity and thixotropy by capillary, falling ball, rotational viscometer, application of rheology in pharmacy

5. Dispersion systems

- a. Colloidal dispersions: Definition, types, properties of colloids, protective colloids, application of colloids in pharmacy.
- b. Suspensions and emulsions: Interfacial properties of suspended particles settling in suspension, theory of sedimentation, effect of Brownian movement, sedimentation of flocculated particles, sedimentation parameters, wetting of particles, significance of electrical properties in dispersions, controlled flocculation, flocculation in structured vehicles, rheological considerations, emulsions: types, theories, physical stability.

6. Complexation

Classification of complexes, methods of preparations and analysis, applications.

7. Buffer

Buffer equations and buffer capacity in general. Buffers in pharmaceutical systems,

preparations and stability, buffered isotonic solutions. Measurements of tonicity calculations and methods of adjusting isotonicity.

8. Solubility

a. Miscibility-influence of foreign substances

- three component systems
- dielectric constant and solubility,
- solubility of solids in liquids
- ideal and non-ideal solutions
- solvation and association in solutions
- solubility of salts in water
- solubility of slightly soluble and weak electrolyte
- calculating solubility of weak electrolytes as influenced by pH, influence of solvents on the solubility of drugs
- combined effect of pH and solvents, distribution of solutes between immiscible solvents, effect of ionic dissociation and molecular association on partition, extraction, preservatives action of weak acids in emulsions, drug action and distribution co-efficient.

b. Concepts of dissolution and diffusion.

UPIQP BANK.COM

ORGANIC CHEMISTRY

1. General principles

A brief review of classification & sources of organic compounds, sp^3 , sp^2 , sp hybridization, sigma & pi- bonds, bond lengths, bond angles & bond energies along with their significance in reactions should be carried out. An overview of bond polarization, hydrogen bonds, inductive effects, resonance, and hyper conjugation be taken. Concept of homolytic & heterolytic bond fission, acidity & basicity with different theories should be covered briefly. Ease of formation & order of stabilities of electron deficient & electron rich species along with the reasons for the same should be covered. Relationships between energy content, stability, reactivity & their importance in chemical reactions should be covered. Calculations for determining empirical & molecular formula should be covered.

2. Different classes of compounds

The following classes of compounds should be taught in detail with respect to their IUPAC / systematic nomenclature, industrial [wherever applicable] & laboratory methods of preparations, physical properties & chemical reactions with emphasis on reaction mechanisms [arrow based] & stereochemistry [wherever applicable].

- Alkanes [including cyclic compounds]
- Alkenes [including cyclic compounds]
- Alkynes [only open chain compounds]
- Aliphatic hydroxyl compounds
- Alkyl halides
- Aldehydes & ketones
- Carboxylic acids
- All functional derivatives of carboxylic acids.

3. Protection & deprotection of groups

Introduction to protection & deprotection of functional groups. Two examples each for amino, hydroxyl, & carbonyl groups. The significance of these in syntheses should be explained.

4. Aromaticity & aromatic chemistry

Concept of aromaticity, Huckel's rule & its use in determining the aromatic / non-aromatic character of a compound. A brief coverage of structure of benzene. Detailed coverage of electrophilic & nucleophilic aromatic substitution reactions. Reactivity & orientation in these reactions. Reactivity & orientation in mono- & disubstituted benzenes. Benzyne mechanism.

5. Different aromatic classes of compounds

The following classes of compounds with respect to their IUPAC / systematic nomenclature, industrial [wherever applicable] & laboratory methods of preparations,

physical properties & chemical reactions with emphasis on reaction mechanisms [arrow based] & stereochemistry [wherever applicable].

- Aromatic hydrocarbons.
- Phenolic compounds.
- Aromatic & aliphatic amines.
- Diazonium salts.
- Aromatic nitro- compounds, aryl halides, & ethers.

6. Polycyclic aromatic hydrocarbons

Syntheses & reactions with mechanisms of bi & tricyclic fused carbocyclic rings like naphthalene, anthracene, & phenanthrene.

7. Carbonyl Chemistry

Carbonyl chemistry involving group conversions & their reaction mechanisms along with stereochemistry wherever applicable.

- a. Wolf-Kishner reduction & Huang-Minlong modification.
- b. Reduction of arylsulfonyl hydrazine / hydrazones to alkanes.
- c. Bamford Steven reaction.
- d. DCC Oxidation of alcohol.
- e. Michael addition / 1,4-addition / conjugate addition.
- f. Mannich condensation / reaction.
- g. Robinson annulation.
- h. Stobbe condensation.
- i. Darzen's glysidic ester synthesis.
- j. Beckmann rearrangement.
- k. Baeyer Villiger rearrangement.
- l. Curtius, Wolff, & Lossen rearrangements.
- m. Willgerodt rearrangement.
- n. Pinacol-pinacolone rearrangement.
- o. Methylene transfer reactions. Use of diazomethane & sulphurylides in the same.
- p. Mono- & dialkylations in 1,3-dicarbonyl compounds.
- q. Formation & use of enol ethers, enol acetates & enamines as protective groups & in regiospecific alkylations.

8. Heterocyclic Chemistry

IUPAC Nomenclature of heterocyclic rings [3-10 membered] containing O, S, & N atoms. Nomenclature of above rings containing mono-, di-, & multiple [same or different] heteroatoms should also be covered. Nomenclature of 2 & 3 fused rings containing mono-, di-, & multiple heteroatoms [same or different] should also be covered. Syntheses & reactions of three to six membered rings in detail. Syntheses of five & six membered rings containing mono- or any di- heteroatoms [O, S, & N]. Syntheses of quinoline, isoquinoline, benzoxole, benzthiole, & benzazole, benzdiazole, benzoxazole, & benzthiazole.

9. Bridged rings

Bridged ring systems & their nomenclature.

10. Kinetic & thermodynamic control

Kinetic & thermodynamic control of sulfonation, enolate anion formation & alkylation of enamine reactions.

11. Stereochemistry

Stereochemistry. Chirality & asymmetry [introduction of the same to S, P, & N]. Definition & classification [different types of isomerisms]. Enantiomers, diastereomers. Enantiomerism & diastereomerism. Meso compounds & their optical activity. Stereochemistry in acyclic compounds. Newman projection formulae & their significance. Conformational analysis of n-butane. Absolute & relative configuration. Assigning R & S configuration based on Cahn Ingold & Prelog system. Racemic mixture- its definition & resolution. Definitions of terms stereoselective, stereospecific, Enantiomeric excess & diastereomeric excess. Stereochemistry in cyclic systems. Conformations of cyclohexane. Cis - trans relationship in cyclohexane. Prediction of stability of different conformations of 1, 2- 1,3- & 1,4- disubstituted cyclohexanes. Effect of multiple substitutions on the stability of cyclohexane conformations. Chair conformations of cis-, & trans-decalins, perhydrophenanthrenes, & a tetracyclic steroidal nucleus. An introduction to atropisomerism.

12. Carbohydrates

Carbohydrates. Definition & classification. D & L nomenclature in sugars. Different ways of drawing / representing a sugar molecule [including cyclic Structure], interconversion of these representations. Anomers & epimers. Mutarotation. Reactions of glucose. Chain extension & chain reduction of a sugar.

13. Amino acids & proteins

Amino acids & proteins. Definition & classification. D & L Amino acids, natural, essential, & non-essential amino acids. Denaturation, Strecker, Gabriel phthalamide methods for the preparation of amino acids. Peptide bond & its formation. Two protective groups each, for $-NH_2$ & $-COOH$ functionalities during protein synthesis. Sequencing of a protein by chemical & enzymatic methods.

14. Organometallic chemistry

Organometallic chemistry [preparation & few reactions] of Cu & Boron.

15. Pericyclic reactions

Pericyclic reactions. Concept of HOMO & LUMO. Drawing of HOMO & LUMO of 1, 3-butadiene, allylic cation, radical & anion, & 1, 3, 5-hexatriene. Meaning of conrotatory & disrotatory. Allowed & disallowed thermal & photochemical reactions. Introduction to sigmatropic, electrocyclic & $(4n + 2)$ cycloaddition reactions. Cope, oxy-cope [Claisen rearrangement], Diel's-Alder & retro Diel's Alder reaction.

PHARMACEUTICAL CHEMISTRY

1. Pharmaceutical Impurities

Impurities in pharmaceutical substances, sources, types & effects of impurities. Limit tests for heavy metals like lead, iron, arsenic, mercury & for chloride & sulphate as per Indian Pharmacopoeia [I. P.].

2. Monographs

Monograph & its importance, various tests included in monographs as per I. P. A study of the following compounds with respect to their methods of preparation, assay, & pharmaceutical uses: sodium citrate, calcium carbonate, copper sulphate, light & heavy kaolin, ammonium chloride & ferrous gluconate.

3. Isotopes

Isotopes- stable & radioactive, mode & rate of decay. Types & measurement of radioactivity. Radiopharmaceuticals & their diagnostic & therapeutic applications in pharmacy & medicine such as ^{125}I , ^{32}P , ^{51}Cr , ^{60}Co , ^{59}Fe , $^{99}\text{Tc-M}$. Radiocontrast media, use of BaSO_4 in medicine.

4. Therapeutic classes of drugs

The following topics should be dealt with covering nomenclature [including stereochemical aspects], biological activity [including side & toxic effects], mode of action, structure activity relationship [where ever applicable] & syntheses of reasonable molecules.

1. Dentifrices, desensitizing agents, & anticaris agents.
2. General anesthetics.
3. Local anesthetics.
4. Antiseptics, disinfectants, sterilants, & astringents.
5. Purgatives, laxatives & antidiarrhoeal agents.
6. Diagnostic agents.
7. Coagulants, anticoagulants & plasma expanders.

5. Drug metabolism

Introduction to drug metabolism based on the functional groups.

6. Various classes of therapeutic agents

A detailed study of the following classes with respect to drug nomenclature, classification, physicochemical properties, mode of action [MOA], structure activity relationships [SAR], wherever applicable, synthesis of simple & prototype molecules, drug metabolism, therapeutic uses & side effects. Drug resistance, wherever applicable, should be covered in respective classes of drugs.

- a. Antiamoebic agents.
- b. Anthelmintic agents.
- c. Antibacterial sulpha drugs [only].
- d. Quinolone antibacterials.
- e. Antimycobacterial drugs.
- f. Antifungal agents.

- g. Antiviral agents including HIV & anti-HIV drugs.
- h. Thyroid & anti thyroid drugs.
- i. Antiallergic agents.
- j. Antiulcer agents & Proton Pump Inhibitors.
- k. Hypoglycemic agents.
- l. Antimalerials

7. Different classes of therapeutic drugs

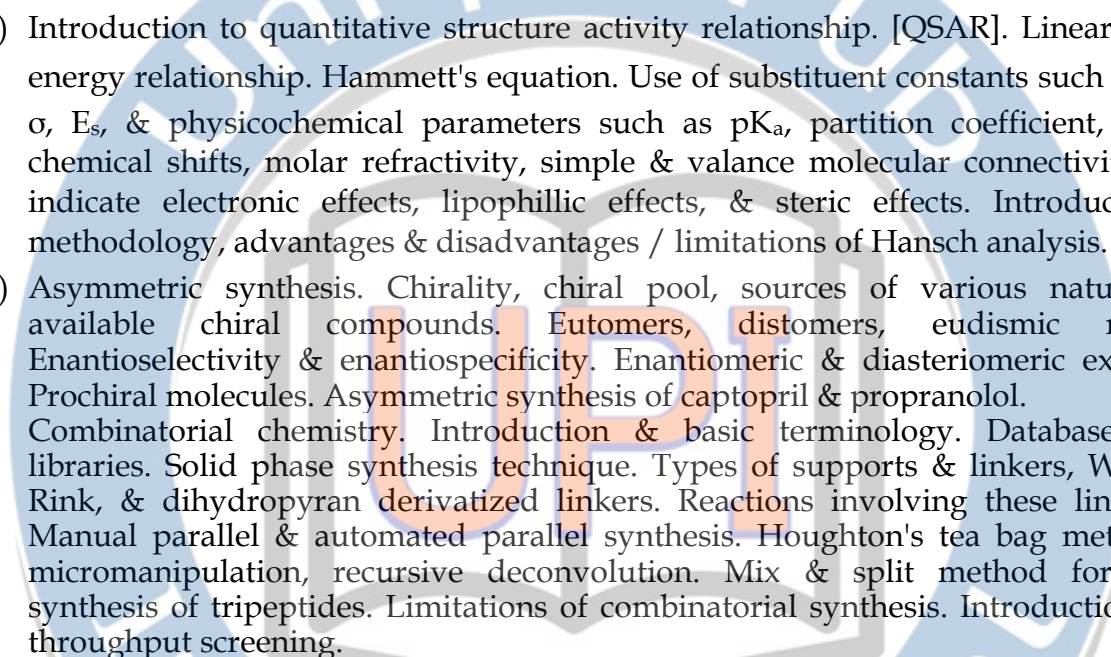
A detailed study of the following classes with respect to drug nomenclature, classification, physicochemical properties, mode of action [MOA] , structure activity relationships [SAR] , wherever applicable, synthesis of simple & prototype molecules, drug metabolism, therapeutic uses & side effects. Drug resistance, wherever applicable, should be covered in respective classes of drugs.

- a) Sedative-hypnotics
- b) Antiepileptic agents.
- c) Neuroleptics.
- d) Anti-anxiety drugs.
- e) Diuretics.
- f) Antibiotics. Penicillins, cephalosporins & other beta- lactam antibiotics like imipenam & aztreonam. Beta-lactamase inhibitors such as clavulanic acid & sulbactam. Chloramphenicol. Tetracyclines. Aminoglycoside antibiotics. Macrolide antibiotics. Lincomycins. Polypeptide antibiotics. Anticancer antibiotics.
- g) Steroids. Corticosteroids [gluco- & mineralocorticoids] & anti-inflammatory steroids. Sex steroids. Male & female contraceptive agents. Anabolic steroids. Anticancer agents.

8. Different classes of therapeutic drugs

A detailed study of the following classes with respect to drug nomenclature, classification, physicochemical properties, mode of action [MOA], biosynthesis, structure activity relationships [SAR], wherever applicable, synthesis of simple & prototype molecules, drug metabolism, therapeutic uses & side effects. Drug resistance, wherever applicable, in respective classes of drugs.

- a) Narcotic [centrally acting] analgesics [analgetics]. Morphine & all its structural modifications [peripheral & nuclear]. Narcotic agonists & antagonists [dual & pure]. Non-narcotic analgesics [NSAIDS]. Difference between narcotic & non-narcotic agents.
- b) Adrenergic drugs. Neurotransmitters & their role. General & specific adrenergic agonists & antagonists [up to alpha-2 & beta-2 only].
- c) Cholinergic agents. Muscarinic & nicotinic cholinergic agonists & antagonists [up to M₂ & N₂]. Neuronal [transmission] blockers.
- d) Drugs used in neuromuscular disorders. Drugs used in the treatment of Parkinson's disease. Central & peripheral muscle relaxants.
- e) Hypertensive, antihypertensive, & antianginal agents.
- f) Eicosanoids. Prostaglandins, prostacyclins, & thromboxanes. Their biochemical role, biosynthesis, & inhibitors.

- 
- g) Introduction to quantitative structure activity relationship. [QSAR]. Linear free energy relationship. Hammett's equation. Use of substituent constants such as π , σ , E_s , & physicochemical parameters such as pK_a , partition coefficient, R_m , chemical shifts, molar refractivity, simple & valance molecular connectivity to indicate electronic effects, lipophilic effects, & steric effects. Introduction, methodology, advantages & disadvantages / limitations of Hansch analysis.
- h) Asymmetric synthesis. Chirality, chiral pool, sources of various naturally available chiral compounds. Eutomers, distomers, eudismic ratio. Enantioselectivity & enantiospecificity. Enantiomeric & diastereomeric excess. Prochiral molecules. Asymmetric synthesis of captopril & propranolol.
- i) Combinatorial chemistry. Introduction & basic terminology. Databases & libraries. Solid phase synthesis technique. Types of supports & linkers, Wang, Rink, & dihydropyran derivatized linkers. Reactions involving these linkers. Manual parallel & automated parallel synthesis. Houghton's tea bag method, micromanipulation, recursive deconvolution. Mix & split method for the synthesis of tripeptides. Limitations of combinatorial synthesis. Introduction to throughput screening.

UPIQPBANK.COM

PHARMACEUTICS

1. Pharmacy Profession

Pharmacy as a career, evaluation of Pharmacy, earlier period middle to modern ages.

2. Introduction to Pharmaceuticals

Definition, importance of pharmaceuticals, areas concerned, scope of Pharmaceutics, history and development of profession of Pharmacy and Pharmaceutical industry in India. A brief review of present Indian Pharma. Industry in global perspective.

3. Introduction to dosage form

Definition of drug. New drug and dosage form. The desirable properties of a dosage form, the need of dosage form. Ideas about available type of dosage forms and new drug delivery system.

4. Route of administration

Route of administration with respect to dosage form design, physiological consideration for various routes of administration.

5. ADME

Scheme of fate of dosage form after its administration. Definition and introduction to concept of absorption, distribution, biotransformation and elimination of drug. Introduction to bioavailability and various equivalences referring plasma time profile of drug.

6. Sources of drug information

Introduction to Pharmacopoeia with reference to IP, BP, USP and International Pharmacopoeia. Study of structure / features (index) general notice and compartment of monographs of excipients, drug and drug product. Other sources. Textbooks, journals, internet (drug information system, online database, patient/ consumer information and non- print material. Classification of information, primary, secondary and tertiary. Nomenclature of drug.

7. Allopathic dosage form

Merits / demerits, importance, formulation development - vehicles / excipients with examples for the dosage form: liquid dosage form: monophasic liquid dosage form. Aromatic waters, syrup, elixir, linctus, lotion, liniment, glycerites, solutions, spirits, ENT preparations, mixtures, paints, mouthwash.

8. Crude extract

Infusion, decoction, maceration, percolation, tincture and extract. Methods of preparations of dry, soft and liquid extract.

9. Allergenic extract

Types of allergens, preparation of extract, testing and standardization of extracts.

10. Ayurvedic system of medicine

Theory, basic concept, diagnosis, various branches of treatment in ayurveda, types of drug formulation in Ayurveda and important Ayurvedic drugs and their uses, formulation of asavas, arishtas, watika, churna, tailas, ghruta, lep.

11. Homeopathic system of medicine

Theory, basic concept, diagnosis, treatment, source of homeopathic medicines and important homeopathic drugs and their uses.

12. Biological products

Absorbable and non-absorbable material types, sutures and ligatures, processing, manufacturing, sterilization, packing, QC tests of materials like catgut and nylon.

13. GMP

Introduction to GMP, QC and QA.

14. Pharmaceutical Plant, location, layout

Plant location and lay out of an industry. Various factors affecting locational aspects of chemical and pharmaceutical plants. Layout of plant building and importance of flow sheet, difference between scientific process and technological process, layout of various departments, equipments, and product lay out v/s process layout.

15. Dosage Form Necessities and Additives

Antioxidants, preservatives, coloring agents, flavoring agents and diluting agents, emulsifying agents, suspending agents, ointment bases, solvents, and others.

16. Powders

Advantages and limitations as dosage form, manufacturing procedure and equipments, special care and problems in manufacturing powders, powders of IP, effervescent granules and salts.

17. Capsules

Hard gelatin capsules, shell formulation and manufacturing, capsule sizes, storage, filing, cleaning process general formulation contents and evaluation. Soft gelatin capsules, shell formulation, formulation contents, filing, sealing and storage. Microencapsulation, advantages, encapsulation materials, methods of microencapsulation, I.P. formulations

18. Tablets

Types, ideal requirement, classification, granulation methods, general formulation, compression machines, different types of tooling's, difficulties in tableting, trouble shooting aspects, evaluation, sugar coating, compression coating, film coating, problems in tablet coatings and their trouble shooting aspects. IP formulations.

19. Parenterals - product requiring sterile packaging

Definition, types advantages and limitations, general formulation, vehicles, production procedure, production facilities, controls, tests, selected IP injections, sterile powders, implants, emulsions, suspensions.

20. Suspensions

Formulation of deflocculated and flocculated suspension, manufacturing procedure, evaluation methods, IP suspensions.

21. Emulsions

Types, emulsifying agents, general formulation, manufacturing procedure, evaluation methods, IP emulsions.

22. Suppositories

Ideal requirements, bases, manufacturing procedure, evaluation methods, IP products.

23. Semisolids

Definitions, bases, general formulation, manufacturing procedure, evaluation methods, IP products.

24. Liquids (solutions, syrups, elixirs, spirits, aromatic water, liquid for external uses)

Definition, types, general formulation, manufacturing procedure, evaluation methods, IP products.

25. Pharmaceutical Aerosols

Definition, propellants, general formulation, manufacturing and packaging methods, pharmaceutical applications. Impacts of propellants on environment.

26. Ophthalmic preparations

Requirement, formulation, methods of preparation, containers, evaluation, IP products.

27. Preformulations

Consideration of Importance, physical properties, physical forms, particle size, crystal forms, bulk control, solubility, wetting, flow cohesiveness, compressibility, organoleptic properties and its effect on final product consideration of Chemical properties, hydrolysis, oxidation, racemization, polymerization, isomerization, decarboxylation, enzymatic decomposition, formulation additives, stabilizers, suspending and dispersing agents dyes, solid excipients etc. and its effect on quality of finished product.

28. Radio Pharmaceuticals

Therapeutic uses, diagnostic uses, facilities and work area, preparation of radio pharmaceuticals, radio pharmaceuticals used in medicines.

29. Stability of formulated products

Requirements, drug regulatory aspects, pharmaceutical products stability, self life, overages, containers, closures.

30. Kinetic Principles and Stability Testing

Reaction rate and order, acid base catalysis, de stabilization and accelerated stability testing.

31. Prolonged Action Pharmaceuticals

Benefits, limitations, oral products, terminology, drug elimination rate, types and construction of implants products, product evaluation, parenteral products, absorption and evaluation.

32. Novel Drug delivery system

Critical fluid technology, transdermal drug delivery system, controlled drug delivery system, multiple emulsion, nano particles, targeted drug delivery system, aerosols, inhalation & new products reported etc.

33. Cosmetics

Formulation and preparation of dentifrices, hair creams, lipsticks, face powders, shaving preparations, skin creams, shampoos, hair dyes, depilatories, manicure preparations etc.

34. Packaging Materials

Role and features of Pharmaceutical packing materials. Glass, plastic, rubber, metal and paper as pharmaceutical packaging material. General quality control of pharmaceutical packages. Primary, secondary and tertiary packaging materials. Child resistant and pilfer proof packaging.

35. GMP and Validation

Concept and need of good manufacturing practice guidelines.

Elements of GMP covering controls of area and processes and product. Regulations related to GMP. Introduction of validation process. Types of validation. Brief methodology of process, equipments and instrument validation.

36. Pilot plant scale up techniques

Need, organization and layout, scale up techniques for solid and liquid dosage forms. Technology transfer.

PHARMACOLOGY

1. General Pharmacology

Introduction to Pharmacology- Definition, scope and source of drugs, dosage form and routes of drug administration. Pharmacodynamics-Mechanism of drug action, Receptors, classification and drug receptors interaction, combined effect of drugs, factors modifying drug action.

Pharmacokinetics-Mechanism and principle of Absorption, Distribution, Metabolism and Excretion of drugs. Principles of basic and clinical pharmacokinetics. Pharmacogenetics. Adverse drug reactions.

Discovery and development of new drugs-Preclinical and clinical studies.

2. Pharmacology of peripheral nervous system

Neurohumoral transmission (Autonomic and somatic).

Parasympathomimetics, Parasympatholytics, Sympathomimetics, Sympatholytics, Ganglionic stimulants and blockers. Neuromuscular blocking agents and skeletal muscle relaxants (peripheral).

Local anesthetic agents. Drugs used in Myasthenia Gravis.

3. Pharmacology of cardiovascular system

Introduction of hemodynamic and Electrophysiology of heart.

Anti-hypertensive drugs, Anti-anginal agents, Anti-arrhythmic drugs.

Drugs used in congestive heart failure. Anti-hyperlipidemic drugs.

Drugs used in the therapy of shock.

Haematinics, anticoagulants and haemostatic agents.

Fibrinolytics and antiplatelet drugs.

Blood and plasma volume expanders.

4. Drugs acting on urinary system

Diuretics and anti-diuretics.

5. Drugs acting on Respiratory system

Anti-asthmatic drugs, Mucolytics and nasal decongestants, Anti-tussives and expectorants. Respiratory stimulants

6. Pharmacology of central nervous System

Neurohumoral transmission in the C.N.S with special emphasis on Pharmacology of various neurotransmitters. General anesthetics. Alcohols and disulfiram. Sedatives, hypnotics and centrally acting muscle relaxants, Psychopharmacological agents: Antipsychotics, antidepressants, antianxiety agents, anti-manics and hallucinogens. Anti-epileptic drugs. Anti-parkinsonism drugs. Nootropics.

Narcotic analgesics, drug addiction, drug abuse, tolerance and dependence.

7. Pharmacology of Endocrine system

Basic concepts in endocrine pharmacology. Hypothalamic and pituitary hormones. Thyroid hormones and ant thyroid drugs, Parathormone, Calcitonin and vitamin-D. Insulin, oral hypoglycemic agents and glucagon. ACTH and corticosteroids. Androgens and anabolic steroids. Estrogens, progesterone and oral contraceptives. Drugs acting on the uterus.

8. Chemotherapy

General principals of chemotherapy. Sulphonamides and co-trimoxazole. Antibiotics- Penicillins, cephalosporins, chloramphenicol, Macrolides, quinolones and fluoroquinolones, quinolones. Tetracyclines. Aminoglycosides and miscellaneous antibiotics. Chemotherapy of tuberculosis, leprosy, fungal diseases, viral diseases, AIDS, protozoal diseases, worm infections, urinary tract infections and sexually transmitted diseases. Chemotherapy of malignancy.

9. Autacoids and their Antagonists

Histamine, 5-HT and their antagonists. Prostaglandins, thromboxanes and leukotrienes. pentagastrin, cholecystokinin, angiotensin, bradykinin and substance P. Analgesic, anti-pyretic, anti-inflammatory and anti-gout drugs.

10. Pharmacology of drug acting on the gastrointestinal tract

Antacids, anti-secretory and antiulcer drugs. Laxatives and antidiarrheal drugs. Appetite stimulants and suppressants. Digestants and carminatives. Emetics and antiemetics.

11. Chronopharmacology

Definition of rhythm and cycles. Biological clock and their significance leading to chronotherapy.

12. Immunopharmacology

Immunostimulants and immunosuppressants.

13. Chemotherapy of malignant diseases

Basic principal of chemotherapy. Drugs used in cancer chemotherapy.

14. Peptides and proteins as mediators

General Principal of peptide pharmacology Biosynthesis and regulation of peptides Peptide antagonists. Protein and peptide as drugs.

15. Nitric oxide

Biosynthesis of nitric oxide and its physiological role. Therapeutic use of nitric oxide and nitric oxide donors. Clinical condition in which nitric oxide may play a part.

16. Vitamins & Minerals

Vitamin deficiency diseases and their management. Role of minerals in health & diseases.

17. Principles of toxicology

Definition of poison. General principles of treatment of Poisoning. Treatment of poisoning due to Heavy metals, insecticides, opioids and other addict forming drugs. Study of acute, sub acute and chronic toxicity as per OECD guidelines. Genotoxicity, Carcinogenicity, teratogenicity and mutagenicity studies.

UPIQPBANK.COM

PHARMACOGNOSY

1. Introductory Pharmacognosy

Historical development, modern concept and scope of Pharmacognosy. Significance of Pharmacognosy in various systems of medicine practiced in India *viz*: Ayurveda, Unani, Homeopathic and Siddha.

2. Classification of crude drugs

Based on alphabetical, morphological, pharmacological, chemical, taxonomical and chemotaxonomic methods: organized and unorganized drugs: official and unofficial drugs.

3. Sources of crude drugs

Plants, animals and minerals: marine products: plant tissue culture.

4. Factors influencing quality of crude drugs

Exogenous factors: temperature, rainfall, daylight, altitude and soil. Endogenous factors: Mutation, polyploidy, & hybridization in medicinal plants. Production factors including collection, drying, storage and transport methods.

Study of morphological and histological characters of crude drugs, Ergastic cell inclusions, anatomical structures of both monocot and dicot stems, leaves and roots: barks, fruits and seeds.

5. Techniques in microscopy

Details of mountants, clearing agents, chemomicroscopic (microchemical) reagents.

6. Introduction to phytoconstituents

Definition, classification, chemical tests and pharmaceutical importance of: carbohydrates and their derivatives, fats and proteins, alkaloids, glycosides, flavonoids, steroids, saponins, tannins, resins, lipids and volatile oils.

7. Principles of plant classification

Diagnostic features and medicinal significance of important plants with special reference to:

Algae: Rhodophyceae (Agar, Alginic acid, Diatoms).

Fungi: Ergot, Yeast and penicillium.

Gymnosperm: Pinaceae (Turpentine, Colophony), Gnetaceae (Ephedra).

Angiosperm: Apocynaceae, Asteraceae, Lamiaceae, Rubiaceae, Rutaceae, Solanaceae, Scrophulariaceae, Leguminosae, Papaveraceae, Acanthaceae and Apiaceae.

Pteridophytes: Male fern.

8. Pharmaceutical aids

Biological sources, chemical constituents, adulterants and uses of: Starches, acacia gum, tragacanth, sterculia, guar gum, pectin, arachis oil, castor oil, sesame oil, cotton seed oil, olive oil, cotton, silk, wool, regenerated fibers, asbestos, kaolin, prepared chalk, kieselghur.

9. Animal products

Biological sources, chemical constituents, adulterants and uses of: Shellac, cochineal, cantherides, woolfat, lard, beeswax, honey, musk, lanolin, gelatin.

10. Plant products

Introduction to plant bitters, sweeteners, nutraceuticals, cosmeceuticals and photosensitizing agents.

11. Toxic drugs

Study of allergens, hallucinogens, narcotics, toxic mushrooms

12. Enzymes

Biological sources, preparation, characters and uses of: diastase, papain bromelain, ficin, yeast, pancreatin, urokinase, pepsin, trypsin, penicillinase, hyaluronidase and streptokinase.

13. Natural pesticides and insecticides

Introduction to herbicides, fungicides, fumigants and rodenticides tobacco, pyrethrum, & neem.

14. Adulteration and evaluation of crude drugs

Different methods of adulteration: Evaluation of drugs by organoleptic, microscopic, physical, chemical and biological methods. Deterioration of herbal drugs by insects.

15. Quantitative microscopy

Definition and determination of stomatal index, stomatal number, palisade ratio, vein islet number, vein termination number, lycopodium spore method. Micrometers and measurement of microscopic characters.

16. Biogenetic pathways

Formation of primary and secondary metabolites. Study of Calvin cycle, TCA cycle, Shikimic acid pathway, Embden-Meyerhoff pathway, acetate hypothesis, isoprenoid pathway. Biosynthesis of carbohydrates, lipids and volatile oils.

17. Carbohydrates & lipids

Biological sources, salient morphological features, chemical constituents, and uses of: Plantago, bael, chalmooogra oil, neem oil, shark liver oil, cod liver oil, guggul lipids.

18. Tannins

Biological sources, morphology, chemical constituents, chemical test and uses of: Pale catechu, black catechu, nutgalls, *Terminalia belerica*, *Terminalia chebula*, *Terminalia arjuna*.

19. Volatile oils

Biological sources, morphology, chemical constituents, adulterants and uses of: Black pepper, turpentine, mentha, coriander, cardamom, cinnamon, cassia, lemon peel, orange peel, lemon grass, citronella, cumin, caraway, dill, spearmint, clove, anise, star anise, fennel, nutmeg, eucalyptus, chenopodium, ajowan, sandal wood.

20. Resinous drugs

Classification, formation, sources, chemical constituents, identification test, adulterants and uses of: benzoin, peru balsam, tolu balsam, colophony, myrrh, asafoetida, jalap, colocynth, ginger, turmeric, capsicum, cannabis, podophyllum.

21. Glycosides

Nature and classification. Biological sources, morphology, chemical constituents, adulterants and uses of: Digitalis, strophanthus, squill, thevetia, oleander, cascara, aloe, rhubarb, senna, quassia, dioscorea, quillaia, glycyrrhiza, ginseng, gentian, wild cherry, withania, bitter almond. Biosynthesis of cardiac and anthraquinone glycosides.

22. Alkaloids

Nature, classification, biological sources, morphology, chemical constituents, adulterants and uses of: Areca nut, belladonna, hyoscymous, stramonium, duboisea, coca, coffee, tea, cinchona, opium, ipecac, nux vomica, ergot, rauwolfia, vinca, kurchi, ephedra, colchicum, vasaca, pilocarpus, aconite, *Solanum xanthocarpum*. Biosynthesis of tropane, cinchona and opium alkaloids.

23. Herbarium

Preparation of herbarium sheets and their importance in authentication of plants.

24. Extraction and Isolation Techniques

General methods used for the extraction, isolation and identification of alkaloids, lipids, glycosides, flavonoids, saponins, volatile oils and resins. Application of column, paper and thin layer chromatographic techniques, for the isolation of phytopharmaceuticals.

25. Phytopharmaceuticals

Isolation, identification and estimation of: caffeine, eugenol, digoxin, piperine, tannic acid, diosgenin, hesperidine, berberine, calcium sennosides, rutin, glycyrrhizin, menthol, ephedrine, quinine, andrographolides and guggul lipids.

26. Quality control and Standardization of herbal drugs

Quality control of herbal drugs as per WHO, AYUSH and Pharmacopoeial guidelines- Extractive values, ash values, chromatographic techniques (TLC, HPTLC and HPLC) for determination of chromatographic markers. Determination of heavy metals, insecticides, pesticides and microbial load in herbal preparations.

27. Herbal formulations

Principals involved in Ayurveda, Sidha, Unani, Chinese and Homeopathic systems of medicines. Preparation of Ayurvedic formulations like aristas, asava, ghutika, tailia, churna, avaleha, ghrita and bhasmas: Unani formulations like majooms, Safoofs. Determination of alcohol contents in arishtas & asavas.

28. Worldwide trade of crude drugs and volatile oils

Study of drugs having high commercial value and their regulations pertaining to trade.

29.Plant Biotechnology

History and scope of plant tissue culture, growth media, plant growth regulators: callus and suspension culture, Biotransformation, immobilization, hairy root culture. Transgenic plants and their applications, plant tissue culture as source of secondary metabolites.

30.Herbal cosmetics

Importance of herbals as shampoos (soapnut), conditioners and hair darkeners, (amla, henna, hibiscus, tea), skin care (aloe, turmeric, lemon peel, vetiver).

31.Traditional herbal drugs

Common names, sources, morphology, active constituents and uses (traditional, folklore), pharmacological and clinical uses of: *punarnava* (*Boerhaviadiffusa*), shankhpushpi (*Convolvulus microphylla*), lehsun (*Allium sativum*), guggul (*Commiphora mukul*), kalmegh (*Andrographis peniculata*), tulsi (*Ocimum sanctum*), valerian (*Valerian officinalis*), artemisia (*Artemisia annua*), chirata (*Swertia chirata*), ashoka (*Saraca indica*).

32. Plants based industries and research institutes in India

Knowledge about the herbal products being manufactured by premier herbal industries and thrust area of the institutes involved in plant research.

33.Patents

Indian and International patent laws, proposed amendments as applicable to herbal/natural products and processes: Intellectual Property Rights with special reference to phytoconstituents.

UPIQP BANK.COM

PHARMACEUTICAL ANALYSIS

1. Importance of quality control in pharmacy

2. Acid-base titrations

Definitions of acids & bases according to Arrhenius & Lewis theory. Definitions of normality, molarity, molality, & equivalent weight. Primary & secondary standards with examples & differences between them. Standardization of strong acids & bases using primary & secondary standards. Preparation of standard solutions of & calculations of equivalent weights of oxalic acid, potassium acid phthalate, calcium chloride dihydrate, & sodium carbonate. Calculation of factors involved in standardization of sodium hydroxide, hydrochloric acid, & oxalic acid. Direct, back & differential titrations. Application of direct & back titrations to preparations like boric acid & borax in a mixture, ammoniated mercury, milk of magnesia, & zinc oxide ointment.

Law of mass action, acid-base equilibria, pH scale, pH & hydronium ion concentrations in aqueous systems, calculations of pH for weak acids & weak bases. Use & applications of pH meter. Hydrolysis of salts. Strengths of acids & bases, dissociation constant.

Theory of acid-base indicators. Neutralization [titration] curves. Definition, different types of buffers [chemical & biological], & their composition. Buffer capacity, buffered isotonic solutions. Calculations involving preparation of various buffer capacity solutions. Biological & pharmaceutical applications of buffers.

3. Non-aqueous titrations

Acid-base definitions according to Lowry-Bronsted, Lewis & Arrhenius concept. Factors affecting strengths of acids & bases. Intrinsic structure & surrounding environment. Protophilic, protogenic, amphiprotic & aprotic solvents. Acid-base equilibria in non-aqueous media. Titrants & indicators used for assay of acidic & basic substances. Preparation of perchloric acid, formation of onium ion. Assay of 1°, 2°, 3° amines & amine hydrochlorides using perchloric acid & the reactions involved in it. Standardization of sodium ethoxide solution. Assay of phenols & phenobarbitone. General applications of non-aqueous titrations

4. Oxidation-reduction titrations

Definition of oxidation, reduction, oxidizing & reducing agent. Equivalent weight, concept of half reactions. Systematic balancing of half reactions with respect to:

- Oxalic acid-KMnO₄,
- FeSO₄-ceric nitrate, &
- I₂-sodium thiosulphate solution titrations.

Calculation of equivalent weight of oxalic acid, KMnO₄, FeSO₄, permanganate & I₂ from half reactions. Calculation of factors for titrations mentioned in a, b & c.

- a) Redox titrations: KMnO_4 as self indicator, its preparation, standardization, & use in the assay of ferrous gluconate tablets, H_2O_2 , & NaNO_2 solution.
- b) Iodimetric & iodometric titrations. Definitions & difference between iodimetry & iodometry. Preparation, standardization of iodine solution. Assay of ascorbic acid & sulphur ointment by iodimetry. Assay of copper sulphate & ferric chloride by iodometry.
- c) Bromometric titrations.
- d) Iodate titrations. Definition. Preparation, standardization & use of KIO_3 in the assay of ascorbic acid & KI.
- e) Cerimetric titrations. Preparation, standardization & use of ceric solutions in the assay of paracetamol tablets. Its advantages over permanganate solutions.
- f) Bromine titrations. Preparation, standardization & use of bromine solution in the assay of phenol & isoniazide tablets.
- g) Potassium dichromate titrations. Preparation, standardization & use of potassium dichromate solution in the assay of ferrous ammonium sulphate.

5. Precipitation titrations

Principle of solubility product & sparingly soluble salts.

Titrants & indicators used in Mohr's, Volhard's, & Fajan's methods. Preparation & standardization of silver nitrate & ammonium thiocyanate solutions. Assay of sodium chloride by Mohr's method, use of nitrobenzene in the assay of halides, ammonium chloride, & thiourea by Volhard's method. Calculation of factors in argentimetric titrations. Titration curve method. General applications of precipitation titrations.

6. Complexometric titrations

Difference between double salts & co-ordinate compounds. Definitions of co-ordination number of metal ions, ligands- uni-, bi-, & multidentate. Complexing, chelating, & sequestering agents with respective examples. Structure of complexes of platinum with ammonia. Ethylene diamine tetraacetate [EDTA] as a multidentate ligand in complexometry. Co-ordinate compounds of EDTA with bi-, tri-, & tetravalent metal ions. Stability of complexes & factors affecting it, use of buffers in EDTA titrations. Selective analysis of ions based on pH adjustments, use of masking & demasking agents, pM or metal ion indicators. Standardization of EDTA solution, titration curves, and examples of assays carried out by direct & back titrations & by replacement of one complex by the other. Applications of complexometry in the assays of calcium gluconate, milk of magnesia, zinc undecenoate ointment, & aluminium hydroxide gel. Assay of NaF by indirect titration.

7. Gravimetry

Principles of gravimetry. Factors affecting precipitation, formation, & properties of precipitate. Colloidal state. Impurities in precipitate, conditions of precipitation. Precipitation from homogenous solutions, washing, drying, & ignition of precipitate.

Experimental techniques of drying & ignition. Applications of gravimetry in pharmacy.

8. Extraction techniques

Liquid-liquid extraction, separation of mixtures by extraction. Distribution law. Successive & multiple extraction [Craig method], continuous counter-current extraction. Effect of temperature & pH on extraction. Inert solute, associate ion pair formation, emulsion problem in extractions. Applications in pharmacy.

9. Potentiometry

Theory, ion selective electrodes, measurement of potential, red-ox titration curve, pH measurement, relation of pH to potential. Applications in pharmacy.

10. Miscellaneous methods of analysis

Diazotization titrations. Kjeldahl nitrogen estimation. Karl Fisher titrations. Liquid gelenicals. Oxygen flask Determination of alcohol content in liquid gelenicals. Oxygen flask combustion method.

11. Calibration

Calibration of instruments.

12. General principles of spectroscopy

Wave-particle duality, wave properties, particulate properties. Line & band spectrum. Electromagnetic spectrum. Absorption & emission spectroscopy. Understanding of terms such as absorbance, transmittance, absorptivities, molar absorptivity, $E_{1\text{cm } 1\%}$, λ_{max} , effect of solvent & pH on λ_{max} .

13. Ultraviolet-visible Spectrometry

Different electronic transitions. Auxochromes & their effects, auxochromic, bathochromic & hypsochromic shifts [red & blue shifts]. Beer-Lambert law, its derivation, deviations in Beer's law. Single & double beam spectrophotometers covering sources of radiations, different monochromators, detectors such as barrier cell, photocell, photomultiplier tube. Photodiode array detector. Applications of this technique in qualitative & quantitative estimations giving emphasis on problem solving. Fieser-Woodward rules for calculations of theoretical λ_{max} values.

14. Spectrofluorimetry

Principle, definitions & types of luminescence. Mechanism of fluorescence & phosphorescence. Singlet & triplet states & intersystem crossing. Fluorescence yield & factors affecting it. Quenching of fluorescence & fluorescence quenchers. Structure & fluorescence. Brief discussion of instrumentation. Applications of fluorimetry in pharmacy.

15. Flame photometry & atomic absorption spectrometry

Principle & instrumentation with emphasis on working & importance of different

components. Temperature, flame absorption & emission profiles. Interferences & their avoidance. Quantitative estimations & applications.

16. Infrared spectrometry

Infrared region in EM spectrum. Principle, different stretching & bending vibrations. Components [& their working] of a dispersive instrument. Fourier transform [FT] technique, FT instruments & their comparison with dispersive instruments. Sample handling techniques. Functional group & finger print regions in the spectrum. Functional groups identification & their use in characterization of compounds. Problems based on identification of functional groups from spectra of unknown compounds.

17. Proton nuclear magnetic resonance spectrometry

Principle involved in the technique. Knowledge about fundamental terms involved such as quantized absorption, flipping of nucleus, spin number, magnetic moment, magnetogyric ratio, relaxation, etc. Equations relating these terms to frequency of radiation & magnetic field [without derivation of the equations]. Types of relaxation processes. Low & high resolution instruments. A brief discussion on the low resolution instrumentation [60 MHz]. Quantitative knowledge of relationship between MHz & magnetic field. An introduction to superconductivity magnets. Solvents & reference standards used. Setting up of a NMR scale. Sample preparation. Shielding & deshielding of a proton & its effect on chemical shifts. Discussion on & importance of equivalent & non equivalent protons [number of signals], chemical shifts [position of signal] & their calculation from the spectrum, chemical shifts of different H's, splitting [multiplicity] of a signal, coupling constants [J values] , integration [area under the signal] . Importance of these terms in identification [or confirmation] of different functional groups. Significance & contribution of J value in stereochemistry. Prediction [expected theoretical values] of chemical shifts & multiplicities for all protons from simple structures containing up to 12-15 carbons. An introduction to FT-technique & its significance in ¹³C-NMR spectrometry.

18. Mass spectrometry

Principle. Low & high resolution instruments. Components & importance of each in brief. Different types of mass spectrometric techniques. Brief knowledge of Chemical Ionization mass spectrometry. Calculations of hydrogen deficiency index [HDI] or unsaturation index [UI]. Base or parent peak, molecular ion, M + 1, M + 2 peaks. Calculations of molecular weight based on M +1 & M + 2 peaks. Formation of molecular ion & further fragmentation. Rearrangements in mass spectrometry. Major modes of fragmentations of hydrocarbons, hydroxyl compounds, halogen compounds, aldehydes, ketones, carboxylic acids, and amines. Introduction [only] to recent advances in MS.

19. Polarography.

Principle & instrumentation. Ilkovich equation [no derivation] & its importance. Dropping mercury electrode [DME], saturated calomel electrode. Liquid-liquid junction potential, polarographic cell. Explanation of origin of S-shaped C-V curve. Applications

of this technique. Amperometric titrations, principles, instrumentation, & applications.

20. Nephelometry & Turbidimetry

Principles, Tyndall effect. Duboscq turbidimeter. Eeel's nephelometer. Applications.

21. Chromatography.

Principle, rate & plate theory, Van Deemter equation & the parameters affecting separation/band broadening. Classification of chromatography, retention factor. A detailed study of thin layer chromatography [TLC], preparative TLC, paper chromatography [PC], column chromatography, gas chromatography [GC / GLC]. Qualitative & quantitative applications of the above techniques. An introduction to high performance TLC [HPTLC], comparison of TLC & HPTLC. A brief introduction to high pressure / performance liquid chromatography [HPLC].

22. Miscellaneous

An introduction to electrophoresis. An introduction to lasers & masers. Statistical treatment to experimental data. Sampling techniques & applications in pharmaceutical industry.

UPIQP BANK.COM

BIOCHEMISTRY

1. Cell

Revision of ultra structure of cell, functions of various cellular constituents. Applications of biochemical principles to pharmacy.

2. Carbohydrates

Types of carbohydrates, their functions, digestion, & absorption. Aerobic & anaerobic oxidation with energetics. Glycogenesis, glycogenolysis, & gluconeogenesis. Hexose monophosphate shunt [HMP shunt]. Diseases associated with carbohydrate metabolism.

3. Proteins

Different types of proteins. Their functions, digestion & absorption. Denaturation & its effect on biological activity. Renaturation of proteins. Urea formation, urea cycle, creatinine formation. Transamination & deamination. Proteins as enzymes.

4. Lipids

Different types of lipids. Their functions, digestion, absorption & metabolism. (Beta-Oxidation of fatty acids with energetics. Biosynthesis of cholesterol [from acetate], adrenocorticoids, androgens, progesterone, estrogens, & bile acids / salts. Ketone bodies, their formation & biochemical significance. Diseases associated with lipid metabolism.

5. Vitamins

Definition. Classification, structures [except B12] biochemical role, sources, daily requirements, & deficiency symptoms. Vitamins as co-factors in biochemical reactions.

6. Biological oxidations & reductions

Oxidation reduction systems in the body their role. Oxidative phosphorylation & Electron transport chain. Cytochromes & inhibitors of the same.

7. Enzymes

Classification & their various roles. Enzyme co-factors. Enzyme kinetics. Michaelis-Menton equation along with its transformations. Double reciprocal plot. Factors affecting enzyme action. Enzyme inhibition, competitive & noncompetitive, & kinetics.

8. Nucleic acids

Different types of nucleic acids [NAs] & their composition. Purine & pyrimidine bases, sugars, & phosphoric acid. Nucleosides & nucleotides. Formation of NAs & their backbone. Different ways of representing DNA & RNA molecules. Physico-chemical properties of NAs. Their stability in acidic & basic solutions. Isolation, purification & identification, buoyant density, sedimentation coefficient, & Svedberg constant of NAs. De-novo biosynthesis of NAs. DNA & the Watson-Crick model & its features. DNA as

the bearer of genetic information. Central dogma of molecular genetics & the processes defined in the same. Replication of DNA. Different types of RNAs with their special features & functions. Minor or rare bases. Transcription & translation. Different post translational modifications of proteins. Triplet codon & the codon dictionary. Mutations. An introduction to different types of mutations. Their nature & repair.

9. Hereditary diseases.

Eliptocytosis, spherocytosis, HNPCC, diabetes insipidus.

UPIQPBANK.COM

BIOTECHNOLOGY

1. Plant Cell and Tissue Culture

Structure of plant cell, DNA, Genes and chromosomes.

1. Cell and tissue culture,
 - a. Requirements.
 - b. Callus culture, suspension culture, batch culture.
 - c. Concept of somatic hybridization, somatic embryogenesis.
2. Processes and applications,
 - a. Isolation and immobilization of enzymes and plant cells and application.
 - b. Protoplast and cell fusion.
 - c. Germ plasm conservation.
 - d. Production of secondary metabolites by plant tissue culture.
 - e. Gene transfer techniques.

2. Animal Cell Culture

Introduction to animal cell culture, medium used in ATC. Use of FCS, primary culture, secondary culture, cell line. Cloning: concept and application with technical hurdles. Transgenic animals as source of food, organs and tissues, concept of xeno transplant.

3. Fermentation Technology and Industrial Microbiology

1. Fermentation as biochemical process, types of fermentations.
2. Fermenter - working and construction, accessory components, modification.
3. Fermentation monitoring and in situ recovery of products.

4. Recombinant DNA Technology

Basic concepts

- a) Introduction.
- b) Role of restriction endonuclease, DNA ligase, DNA polymerase, Reverse transcriptase.

5. Process and Applications

- a) Constructing Recombinant DNA molecules.
 - DNA Clones sources of DNA for cloning.
 - DNA vectors, role of expression vectors.
 - Host cell for recombinant work.
 - Method for screening and selecting transformants.
 - Expression of foreign genes.
 - Uses of recombinant DNA.
- b) PCR and applications.
 - Human gene therapy concept and applications.
- c) Drug delivery systems in gene therapy.

6. Biotechnology Derived Products

- a) Sources and upstream processing.
 - Introduction.
 - Escherichia coli as a source of recombinant, therapeutic protein.

- Additional production systems,
 - ✓ Yeast.
 - ✓ Fungal production systems.
 - ✓ Transgenic animals.
 - ✓ Transgenic plants.
 - ✓ Insects cell based systems.
- Upstream processing.
- b) Downstream processing.
 - Product analysis,
 - ✓ Introduction.
 - ✓ Protein -based contaminant.
 - ✓ Removal of altered form of the protein of interest from the product stream.
 - Determination of protein concentration.
- c) Immunological approaches to detection of contaminant, Endotoxin and other pyrogenic contaminants.
 - Pyrogen detection.
 - DNA as contaminant.
 - Microbial and viral contaminant.
 - Viral assays.
 - Miscellaneous contaminants.
 - Validation studies.
- d) Production and purification of recombinant proteins like, Insulin, Growth hormones, somatostatin, interferons, only examples of recombinant blood products.

7. Proteomics

- a) Introduction,
- b) Genomic study, structural and functional genomes, human genome project,
- c) Technologies for Proteomics.
- d) Protein identification,
 - D-SDS-PAGE (1-dimensional sodium dodecyl sulfate-polyacrylamide gel electrophoresis).
 - Dimensional electrophoresis.
- e) Applications of DNA and Protein Microarray Technology.
- f) Pharmaceutical and Medical Application of Proteomic.

8. Formulation of Proteins and Peptides

- a) Introduction.
- b) Making Small Protein Particles: Precipitation of proteins from Supercritical Fluids.
- c) Aseptic Assembly.
- d) Quality Control Issues.
- e) Lyophilization (Freeze-Drying).
- f) Protein Compaction.

MICROBIOLOGY

1.Introduction to Microbiology

Scope and application to pharmacy field. Whittaker's Five Kingdom concept, historical development - biogenesis vs. abiogenesis, Germ theory of fermentation, Germ theory of disease, contribution of Leeuwenhoek, Robert Koch, Jenner, Louis Pasteur and Ehrlich.

2.Microscopy and staining technique

Principle, ray diagram, construction, working and applications of light compound, dark field, phase contrast, Fluorescence & electron microscope. Concept of resolving power, Magnification power, numerical aperture and angular aperture and working distance. Principle application of oil immersion microscopy. Theory of staining, principle and technique of staining procedure - Monochrome, Gram, acid fast, negative, capsule, endospore.

3.Biology of Microorganisms

Cultural characteristics, pure culture techniques

a) Bacteria - Morphology and fine structure of bacteria, Nutritional requirement and type of culture media, growth and growth curve of bacteria, physical condition for growth, measurement of bacterial growth (Counting Methods), Reproduction in bacteria, genetic exchange - transformation, conjugation, and transduction, development of drug resistance by recombination and mutation, preservation of bacterial culture. Biochemical properties (sugar fermentation and IMVIC test). Pathogenesis of staphylococcus, Mycobacterium. Salmonella Introductory study of disease causing rickettsia, importance of actinomycetes in antibiotic production.

4.Fungi and Viruses

b) Fungi :- Introduction, general characteristics, morphology, industrial and medical significance of Saccharomyces Cerevisiae, Penicillium and Aspergillus, Candida Albicans, Epidermophyton, and trichophyta.

c) Viruses: - Introduction, structure and general properties Bacteriophages - Lytic and Lysogenic cycle, Epidemiological uses of Bacteriophages, human viruses - Cultivation and Multiplication virus host cell interaction, Pathogenesis of HIV and Prions, types of Tumor viruses.

5.Aseptic Technique

Omnipresence of microorganisms, importance of asepsis, sources of contamination and methods of prevention, Principle, construction & working of laminar airflow bench.

6.Sterilization & Disinfection

- a) Concept and classification, principle and methods of sterilization, Mechanisms of cell injury.
- b) Construction working & applications of moist heat & dry heat sterilizer, gamma radiation sterilizer, filtration sterilizer. Indicators of sterilization, microbial death, kinetic terms-D value, z value.

- c) Terminology of chemical antimicrobial Agents, Chemical classification of different disinfectants, characteristics of ideal disinfectants, factors affecting action of disinfectants, evaluation methods (RW Coeff.), Kelsey Sykes test, Chick Martin test.

7. Microbial spoilage

Types of spoilage, factors affecting spoilage of pharmaceutical products.

8. Immunology and health

a) Host parasite Relationship: - normal microbial flora of human body, infection vs. disease, Pathogenicity vs. Virulence, Koch & Rivers Postulates, Reservoir of infection-sources of infection, Portals of Entry, Portals of exit, vectors of infection, communicability of disease, recognized symptoms of microbial disease, classification of immunity.

- External defense mechanism of host: Skin, Mucus membrane, chemical Secretions, Naturally occurring microbial flora.
- Internal defense Mechanism: Inflammation, fever, natural killer Cells, Phagocytic Cells, Soluble mediators-complement Lymphokines, Interferons.

b) Immune response :

- Specific immunity & immune response
- Humoral immunity antibody response, mediators of Humoral immunity, basic structure of antibody, antibody classes & functions, maturation of immune response, immunologic memory.
- Antigens: specificity & Immunogenicity, Natural vs. artificial Antigens, Soluble, cellular antigens, thymus independent antigen, adjuvant.
- Hypersensitivity :
 - ✓ Immediate-type or anaphylaxis (type I),
 - ✓ Compliment mediated or cytolytic hypersensitivity (type II),
 - ✓ Immune complex or arthrus hypersensitivity (type III),
 - ✓ Delayed or cell mediated hypersensitivity (type IV).
- Cellular immunity:
 - ✓ Transplantation immunity,
 - ✓ Cellular immunity to viruses,
 - ✓ Implications of T-cell response.
- Acquisition of specific immunity: Natural vs. Passive acquisition.

c) Practical aspects of immunity:


- Measurement of humoral immunity (antibodies)-Precipitation tests Agglutination tests, RIA, ELISA, immune fluorescence.
- Production of monoclonal antibodies.
- Measurement of cell mediated immunity - Intradermal tests, tests for migration, mixed lymphocyte reaction (MLR), Cell mediated toxicity (CMT).

9. Vaccines & Sera

Manufacturing (seed lot system) and quality control of bacterial vaccines & Toxoids (Tetanus, TAB, Cholera, BCG, DPT), Viral vaccine (Polio- Salk Sabin, Rabies, MMR, Hepatitis, Chickenpox, influenza), Antisera (diphtheria, tetanus), antiviral Antisera (rabies). Preparation of allergenic extracts & diagnostics.

10. Microbial Assay

Importance, general methods of assay of antibiotics (Cup & plate method, paper disc method, turbidometry, dilution method), methods for fungicidal & antiviral compounds, assay, microbial limit tests.



UPIQPBANK.COM

PATHOPHYSIOLOGY

1. Basic principles of cell injury and adaptation

Causes, pathogenesis and morphology of cell injury. Abnormalities in lipoproteinemia, glycogen infiltration and glycogen storage disease.

2. Basic mechanisms of inflammation and repair

Pathogenesis of inflammation. Chemical mediators in inflammation. Pathogenesis of chronic inflammation. Repair of wounds in the skin, factors influencing healing of wounds.

3. Hypersensitivity

Hypersensitivity type I, II, III, IV. Biological significance of hypersensitivity. Allergy due to food, chemicals and drugs.

4. Auto-immunity & diseases of immunity

Mechanism of autoimmunity. Classification of autoimmune diseases in man. Transplantation and allograft reactions, mechanism of rejection of allograft. Acquired Immune Deficiency Syndrome (AIDS). Amyloidosis.

5. Neoplastic diseases

Disturbances of growth of cells. General biology of tumors, differences between benign and malignant tumors. Classification of tumors. Historical diagnosis of malignancy. Etiology and pathogenesis of cancer. Invasions, metastasis, patterns of spread of cancer. Environmental carcinogenesis.

6. Shock

Types, mechanisms, stages and management.

7. Biological effects of radiation

Nuclear radiation, UV, X-ray and other radiations.

8. Protein calorie malnutrition, vitamins, obesity, starvation

Deficiency of vitamins, study of various syndromes due to obesity and starvation.

9. Pathophysiology of common diseases

Parkinsonism. Schizophrenia. Depression and mania. Stroke (ischemic and hemorrhage). Hypertension. Angina. Myocardial infarction, CCF. Atherosclerosis. Diabetes mellitus. Peptic ulcer and inflammatory bowel disease. Cirrhosis and alcoholic liver diseases. Acute and chronic renal failure. Asthma and chronic obstructive airway diseases.

10. Infectious diseases

Hepatitis - Infective hepatitis.

Sexually transmitted diseases (syphilis, gonorrhea, HIV). Pneumonia, typhoid, urinary tract infections. Tuberculosis. Leprosy. Malaria. Dysentery (Bacterial and amoebic). Viral oncogenesis.

BIOPHARMACEUTICS AND PHARMACOKINETICS

1. Bio-pharmaceutics

- a) Fate of drug after drug absorption, various mechanisms for drug absorption, drug concentration in blood, biological factors in drug absorption, physicochemical factors, dosage form consideration for gastrointestinal absorption.
- b) Drug Absorption:
 - Gastrointestinal absorption-biological considerations.
 - Gastrointestinal absorption - physicochemical considerations.
 - Gastrointestinal absorption-role of the dosage form.
 - Pharmacokinetics. Compartmental and non-compartmental pharmacokinetics. Biotransformation, drug disposition - distribution, drug disposition - elimination. Variability-Body weight, age, sex and genetic factors. Pharmacokinetic variability-diseases. Pharmacokinetic variability-drug interactions. Individualization and optimization of drug dosing regimens.

2. Bio-availability & Bio-equivalence

Quality parameters of dosage forms. Assay methods & its validation. Physico - chemical properties of drugs & added substances and its effect on preparations and biological availability of dosage forms. Pharmaceutical properties of dosage forms, disintegration, dissolution rate. Biological, pharmacological effects of dosage forms. Factors affecting Bioavailability, Determination of bioavailability. Significance of bio-equivalence studies. Statistical analysis of bioequivalence studies. Development, scale up & post approval changes [SUPAC] & *in vitro* [dissolution] *in vivo* [plasma concentration profile] correlation or IV/IV correlation (IVIVC). Multi stage - Bioequivalence studies. Therapeutic equivalence. Titration design for clinical rationales. New Drug Application [NDA].

3. Bio- pharmaceutical statistics

Post Marketing Surveillance. Process Validation.

CLINICAL PHARMACY AND THERAPEUTICS

1. General Principles, preparation, maintenance, analysis of observational records in clinical Pharmacy.
2. Clinical trials, type and phases of clinical trials, placebo, ethical and regulatory issues including Good clinical practice in clinical trials.
3. Therapeutic drug monitoring, adverse drug reaction (ADR), types of ADR, Mechanism of ADR. Drug interaction, Monitoring and reporting of ADR and its significance.
4. Drug information services, Drug interactions.
5. Drug interaction in pediatric and geriatric patients, drug treatment during pregnancy, lactation and menstruation.
6. Pharmacovigilance, Therapeutic drug monitoring, Neutraceuticals, essential drugs and rational drug usage.
7. Age related drug therapy: concept of posology, drug therapy for neonates, pediatrics and geriatrics. Drugs used in pregnancy and lactation.
8. Drug therapy in gastrointestinal, hepatic, renal, cardiovascular and respiratory Disorders.
9. Drug therapy for neurological and psychological disorders.
10. Drug therapy in infections of respiratory system, urinary system, infective meningitis, TB, HIV, malaria and filaria.
11. Drug therapy for thyroid and parathyroid disorders, diabetes mellitus, menstrual cycle disorders, menopause and male sexual dysfunction.
12. Drug therapy for malignant disorders like leukemia, lymphoma and solid tumors.
13. Drug therapy for rheumatic, eye and skin disorders.

ANATOMY, PHYSIOLOGY AND HEALTH EDUCATION

1. Cell physiology

Cell, Cell junctions, transport mechanisms, homeostasis, ion channels, secondary messengers.

2. The Blood

Composition and functions of blood, RBC, WBC, platelets. Homeostasis, blood groups, mechanism of clotting. Introduction to disorders of blood.

3. Gastrointestinal tract

Structure of the gastrointestinal tract, functions of its different parts including those of liver, pancreas and gall bladder, various gastrointestinal structures and their role in the digestion and absorption of food.

4. Respiratory System

Structure of respiratory organs, functions of respiration mechanism and regulation of respiration, respiratory volumes and vital capacity.

5. Autonomic nervous system

Physiology and functions of the autonomic nervous system. Mechanism of neurohumoral transmission in ANS.

6. Sense organs

Structure and physiology of eye (vision), ear (hearing), taste buds, nose (smell) and skin.

7. Skeletal System

Structure and function of skeleton. Articulation and movement. Disorders of bones and joints.

8. Central Nervous system

Functions of different parts of brain and spinal cord. Neurohumoral transmission in the central nervous system, reflex action, electroencephalogram, specialized functions of the brain, cranial nerves and their functions.

9. Urinary System

Various parts Structure and functions of the kidney and urinary tract. Physiology of urine formation and acid base balance. Brief Introduction to disorders of kidney.

10. Endocrine Glands

Basic anatomy and physiology of pituitary, thyroid, parathyroid, adrenal glands and pancreas. Local hormones. Brief introduction to disorders of various endocrine glands.

11. Reproductive System

Structure and functions of male and female reproductive system. Sex hormones, physiology of menstrual cycle, and various stages of pregnancy and parturition.

12. **Cardio vascular system**

Anatomy of heart and blood vessels, physiology of blood circulation, cardiac cycle, conducting system of heart, heart sound, electrocardiogram, blood pressure and its regulation.

13. **Lymphatic system**

Composition, formation and circulation of lymph. Spleen and its functions.



UPIQPBANK.COM

PHARMACEUTICAL ENGINEERING

1. **Fluid flow**

Type of flow, Reynold's number, viscosity, concept of boundary layer, basic equation of fluid flow, study of valves, flow meters, manometers and measurement of flow and pressure including mathematical problems.

2. **Heat transfer**

Source of heat, mechanism of heat transfer, the laws of heat transfer, steam and electricity as heating media, determination of requirement of amount of steam/electrical energy, steam pressure, boiler capacity, mathematical problems on heat transfer, steam traps and reducing valve, lagging etc.

3. **Evaporation**

Basic concept of phase equilibrium, factors affecting evaporation, evaporators, film evaporators, single effect and multiple effect evaporators, mathematical problems on evaporation.

4. **Distillation**

Rault's law, phase diagram, volatility: simple steam and flash distillation, principles of rectification, Mc-Cabe Thiele method for calculations of number of theoretical plates, azeotropic and extractive distillation, mathematical problems on distillation.

5. **Drying**

Moisture content and mechanism of drying, rate of drying and time of drying calculations, classifications and types of dryers, dryers used in pharmaceutical industries and special drying methods like freeze drying and lyophilization, mathematical problems in drying.

6. **Size reduction and size separation**

Definition, objectives of size reduction, factors affecting size reduction, laws governing in energy and power requirement of a mill, types of mills including ball mill, hammer mill, fluid energy mill, micronizer, quadro co-mil, multimill etc.

7. **Extraction**

Theory of extraction, extraction methods, equipment for various types of extraction process.

8. **Mixing**

Theory of mixing, solid-solid, solid-liquid and liquid-liquid mixing equipment.

9. **Crystallization**

Characteristics of crystals like purity, size, shape, geometry, habit, forms, size and factors affecting them. Solubility curves and calculation curves and calculations of heat balance around S Swanson's Walker crystallizer, super saturation theory and its limitations, Nucleation mechanism, crystal growth, study of various types of

crystallizers, tanks, agitated batch, Swanson's Walker, single vacuums, circulating magma and crystal crystallizers, cracking of crystals and its prevention. Numerical problems on yields. Introduction to polymorphism.

10. **Filtration and Centrifugation**

Theory of filtrations, filter aids, filter media, industrial filters, including filter press, rotary filter, edge filters, filter leaf and laboratory filtration equipments etc., Factors affecting filtration, mathematical problems on filtrations, optimum cleaning cycle in batch filters. Principles of centrifugation, industrial centrifugal filters and centrifugal sedimentars.

11. **Dehumidification and humidity control**

Basic concept and definition, wet bulb and adiabatic saturation temperatures, psychometric count and measurement of humidity, application of humidity measurement in pharmacy, equipments for humidification and dehumidification operations.

12. **Refrigeration and air conditioning**

Principles and applications of refrigeration and air conditioning.

13. **Material of constructions**

General study of composition, corrosion, resistance, properties and applications of the materials of construction with special reference to stainless steel, glass, ferrous metals, cast iron, non ferrous metals, copper and alloys, aluminum and alloys, lead, tin, silver, nickel and alloys, chromium and non metals, stone, slate, brick, asbestos, plastics, rubber, timber, concrete. Corrosion and its prevention with reference to commonly used material in pharmaceutical plants.

14. **Automated process control systems**

Process variable, temperature, pressure, flow level and vacuum and their measurement. Elements of automatic process control and introduction to automatic process control. Elements of computer aided manufacturing (CAM).

15. **Industrial hazards & safety precautions**

Mechanical, chemical, electrical, fire, dust, noise hazards, Industrial dermatitis, accident, records, safety requirements/equipments etc.

PHARMACEUTICAL MANAGEMENT

1. **Introduction to management**

Types of management. Basic concepts of management, management process, function and principles. Levels of management, pharmaceutical management art, science or profession.

Social responsibilities of management, functions of management.

2. **Planning and Forecasting**

Planning: Nature, process and types of planning, steps in planning process, planning premises. Advantages and limitations of planning. Management by objective, meaning, objective features, advantages and limitations. Forecasting: meaning, nature, importance, limitations. Techniques of forecasting.

3. **Organization**

Definition, nature, theories, functions, line and staff organization concepts.

4. **Research Management**

R & D organizations and research categories. Elements needed for an R & D organization. Technology transfer.

5. **Inventory Management**

Objective and functions of inventory control. Types of inventories. Requirements of effective inventory control.

6. **Communication**

Nature, types of communication, process, channels and barriers of communication. Limitations of communications. Importance in pharmaceutical industries.

7. **Marketing Research**

New product selection, product management, advertising.

8. **Leadership and motivation**

Leadership: meaning, nature, leadership styles. Theories of leadership. Motivation: meaning, nature, importance. Theories of motivation.

9. **Human resource and development (HRD)**

Definition, HRD methods, HRD process, HRD in Indian industry.

10. **GATT**

General Agreement on Tariff and Trade and its impact on pharmaceutical industry. History of GATT, its impact on pharmaceutical industry. Pharmaceutical market in

India.

11. **World trade organization (WTO) and trade related intellectual property rights (TRIPS)**

Introduction to WTO. Types of intellectual property rights: industrial property and copyrights Indian Patent Acts, 1970 with latest amendment. Definition, types of patents.

12. **Standard institutions and regulatory authorities**

1. Bureau of Indian standards (BIS).
2. International Organization for Standardization (ISO).
3. United States of Food and Drug Administration (USFDA).
4. Central Drug Standard Control Organization (CDSCO).
5. International Conference on Harmonization (ICH).
6. World Health Organization (WHO).


UPIQP BANK.COM

PHARMACEUTICAL JURISPRUDENCE

1. Historical background Drug legislation in India, Code of Ethics for Pharmacists.
2. The Pharmacy Act 1948 (inclusive of recent amendments).
3. Drugs and Cosmetics Act 1940, Rules 1945, including New Drug applications.
4. Narcotic Drugs and Psychotropic Substances Act, and Rules there under.
5. Drugs and Magic Remedies (Objectionable Advertisements) Act 1954.
6. Medicinal and Toilet Preparations (Excise Duties) Act 1955, Rules 1976.
7. Medical Termination of Pregnancy Act 1970 and Rules 1975.
8. Prevention of Cruelty to Animals Act 1960.
9. Drug (Price Control) Order.
10. Shops and Establishment Act.
11. Factory Act.
12. Consumer Protection Act.
13. Indian Pharmaceutical Industry- An Overview.
14. Industrial Development and Regulation act 1951.
15. Introduction to Intellectual Property Rights and Indian Patent Act 1970.
16. An Introduction to Standard Institutions and Regulatory Authorities such as BIS, ASTM, ISO, TGA, USFDA, MHRA, ICH, WHO.
17. Minimum Wages Act 1948.
18. Prevention of Food Adulteration Act 1954 and Rules 1955.
19. Bibliography

DISPENSING & HOSPITAL PHARMACY

1. Introduction to laboratory equipments, weighing methodology, handling of prescriptions, labeling instructions for dispensed products.
2. Preparations based on percolation process.
3. Preparations based on maceration process.
4. Study of difference between marketed and dispensed products of different dosage forms.
5. Posological calculations involved in calculation of dosage for infants. Enlarging and reducing formula, displacement value.
6. Preparations of formulations involving allegation, alcohol dilution, isotonic solution.
7. Study of current patent and proprietary products, generic products and selected brand products, indications, contra indications, adverse drug reactions, available dosage forms and packing of,
 - Antihypertensive drug
 - Antiamoebic drugs
 - Anti histaminic drugs
 - Anti emetic drugs
 - Antacids and ulcer healing drugs.
 - Anti diarrheals and laxatives
 - Respiratory drugs
 - Antibiotics
 - Analgesics and antipyretic drugs.
8. **Compounding and dispensing of following prescriptions**
 - Mixtures
 - Solutions
 - Emulsions
 - Lotions (External preparations)
 - Liniments (External preparations)
 - Powder
 - Granules
 - Suppositories
 - Ointments / Paste



- Cream
- Incompatibility: Prescription based on physical, chemical and therapeutic incompatibility . Tablets
- Inhalations

9. **Reading and counseling of prescriptions from the clinical practice.**

- Designing from mock Pharmacy: Layout and structure of retail Pharmacy, compounding, dispensing, storing, labeling, pricing, recording and counseling of prescription.
- Procurement of information for the given drug for drug information services.
- Preparation of Hospital Formulary.

UPIQPBANK.COM